

REVIEW THE INSTRUCTIONS BEFORE USING. IMPROPER USE AND/OR CLEANING OF THE SUPPLIES MAY DESTROY THE PRODUCT OR MAY CONTAMINATE THE PRODUCT AND MAKE IT UNSAFE FOR USE. WASH SUPPLIES BEFORE USING. YOU ARE RESPONSIBLE FOR THIS INSTRUCTION — WE DO NOT HOLD ANY RESPONSIBILITY FOR THE MISUSE OF THIS PRODUCT.
THIS PRODUCT DOES NOT FAIL — IMPLEMENTATION FAILS.

GENERAL INSTRUCTIONS FOR USE:

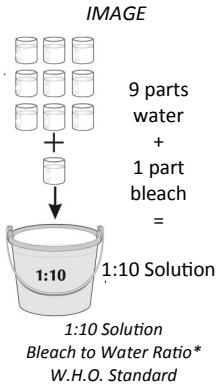
FOLDING: Fold LINER to fit in SHIELD. Tuck the LINER ends under each SHIELD end pocket to hold in place. Snap the SHIELD wing tips around the bottom of the crotch panel of the brief.

REPLACING: Remove soiled LINER as necessary and place into MARY BAG or plastic baggie. Replace with clean LINER, fold as necessary and tuck into end pockets of SHIELD. SHIELD does not need to be replaced with each LINER change but can be worn until it needs to be laundered.

LAUNDERING: Remove soiled LINERS from MARY BAG or plastic baggie. Rinse LINERS with water until water runs clear to remove blood. Soak LINERS in water until laundry time or wash at that time with mild soap & water. A bleach solution* may be used for LINERS only. *1:10 Solution *SEE IMAGE >>*

When laundered LINERS appear clean, wring well and hang in the sun. LINERS must be cleaned thoroughly. Using a bleach solution* for washing LINERS insures a sanitized product. DRY THOROUGHLY before using or storing. *1:10 Solution per W.H.O. Standards. **NO stronger** or it will destroy fabric. *SEE IMAGE >>*

The SHIELD and MARY BAG fabric is washable in any temperature water. The SHIELD and MARY BAG can be washed with gentle soap and water. **DO NOT USE BLEACH.** Wipe dry and hang in the sun to dry thoroughly. The sun is a natural disinfectant and an effective tips source for drying.



REVIEW THE INSTRUCTIONS BEFORE USING. IMPROPER USE AND/OR CLEANING OF THE SUPPLIES MAY DESTROY THE PRODUCT OR MAY CONTAMINATE THE PRODUCT AND MAKE IT UNSAFE FOR USE. WASH SUPPLIES BEFORE USING. YOU ARE RESPONSIBLE FOR THIS INSTRUCTION — WE DO NOT HOLD ANY RESPONSIBILITY FOR THE MISUSE OF THIS PRODUCT.
THIS PRODUCT DOES NOT FAIL — IMPLEMENTATION FAILS.

GENERAL INSTRUCTIONS FOR USE:

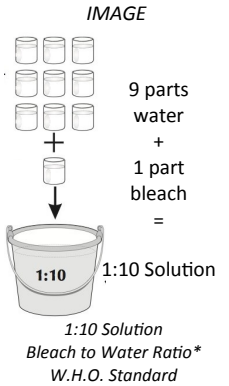
FOLDING: Fold LINER to fit in SHIELD. Tuck the LINER ends under each SHIELD end pocket to hold in place. Snap the SHIELD wing tips around the bottom of the crotch panel of the brief.

REPLACING: Remove soiled LINER as necessary and place into MARY BAG or plastic baggie. Replace with clean LINER, fold as necessary and tuck into end pockets of SHIELD. SHIELD does not need to be replaced with each LINER change but can be worn until it needs to be laundered.

LAUNDERING: Remove soiled LINERS from MARY BAG or plastic baggie. Rinse LINERS with water until water runs clear to remove blood. Soak LINERS in water until laundry time or wash at that time with mild soap & water. A bleach solution* may be used for LINERS only. *1:10 Solution *SEE IMAGE >>*

When laundered LINERS appear clean, wring well and hang in the sun. LINERS must be cleaned thoroughly. Using a bleach solution* for washing LINERS insures a sanitized product. DRY THOROUGHLY before using or storing. *1:10 Solution per W.H.O. Standards. **NO stronger** or it will destroy fabric. *SEE IMAGE >>*

The SHIELD and MARY BAG fabric is washable in any temperature water. The SHIELD and MARY BAG can be washed with gentle soap and water. **DO NOT USE BLEACH.** Wipe dry and hang in the sun to dry thoroughly. The sun is a natural disinfectant and an effective tips source for drying.



REVIEW THE INSTRUCTIONS BEFORE USING. IMPROPER USE AND/OR CLEANING OF THE SUPPLIES MAY DESTROY THE PRODUCT OR MAY CONTAMINATE THE PRODUCT AND MAKE IT UNSAFE FOR USE. WASH SUPPLIES BEFORE USING. YOU ARE RESPONSIBLE FOR THIS INSTRUCTION — WE DO NOT HOLD ANY RESPONSIBILITY FOR THE MISUSE OF THIS PRODUCT.
THIS PRODUCT DOES NOT FAIL — IMPLEMENTATION FAILS.

GENERAL INSTRUCTIONS FOR USE:

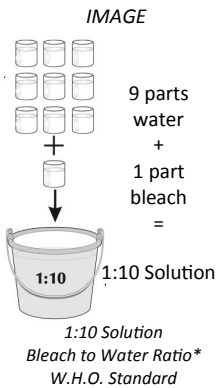
FOLDING: Fold LINER to fit in SHIELD. Tuck the LINER ends under each SHIELD end pocket to hold in place. Snap the SHIELD wing tips around the bottom of the crotch panel of the brief.

REPLACING: Remove soiled LINER as necessary and place into MARY BAG or plastic baggie. Replace with clean LINER, fold as necessary and tuck into end pockets of SHIELD. SHIELD does not need to be replaced with each LINER change but can be worn until it needs to be laundered.

LAUNDERING: Remove soiled LINERS from MARY BAG or plastic baggie. Rinse LINERS with water until water runs clear to remove blood. Soak LINERS in water until laundry time or wash at that time with mild soap & water. A bleach solution* may be used for LINERS only. *1:10 Solution *SEE IMAGE >>*

When laundered LINERS appear clean, wring well and hang in the sun. LINERS must be cleaned thoroughly. Using a bleach solution* for washing LINERS insures a sanitized product. DRY THOROUGHLY before using or storing. *1:10 Solution per W.H.O. Standards. **NO stronger** or it will destroy fabric. *SEE IMAGE >>*

The SHIELD and MARY BAG fabric is washable in any temperature water. The SHIELD and MARY BAG can be washed with gentle soap and water. **DO NOT USE BLEACH.** Wipe dry and hang in the sun to dry thoroughly. The sun is a natural disinfectant and an effective tips source for drying.



REVIEW THE INSTRUCTIONS BEFORE USING. IMPROPER USE AND/OR CLEANING OF THE SUPPLIES MAY DESTROY THE PRODUCT OR MAY CONTAMINATE THE PRODUCT AND MAKE IT UNSAFE FOR USE. WASH SUPPLIES BEFORE USING. YOU ARE RESPONSIBLE FOR THIS INSTRUCTION — WE DO NOT HOLD ANY RESPONSIBILITY FOR THE MISUSE OF THIS PRODUCT.
THIS PRODUCT DOES NOT FAIL — IMPLEMENTATION FAILS.

GENERAL INSTRUCTIONS FOR USE:

FOLDING: Fold LINER to fit in SHIELD. Tuck the LINER ends under each SHIELD end pocket to hold in place. Snap the SHIELD wing tips around the bottom of the crotch panel of the brief.

REPLACING: Remove soiled LINER as necessary and place into MARY BAG or plastic baggie. Replace with clean LINER, fold as necessary and tuck into end pockets of SHIELD. SHIELD does not need to be replaced with each LINER change but can be worn until it needs to be laundered.

LAUNDERING: Remove soiled LINERS from MARY BAG or plastic baggie. Rinse LINERS with water until water runs clear to remove blood. Soak LINERS in water until laundry time or wash at that time with mild soap & water. A bleach solution* may be used for LINERS only. *1:10 Solution *SEE IMAGE >>*

When laundered LINERS appear clean, wring well and hang in the sun. LINERS must be cleaned thoroughly. Using a bleach solution* for washing LINERS insures a sanitized product. DRY THOROUGHLY before using or storing. *1:10 Solution per W.H.O. Standards. **NO stronger** or it will destroy fabric. *SEE IMAGE >>*

The SHIELD and MARY BAG fabric is washable in any temperature water. The SHIELD and MARY BAG can be washed with gentle soap and water. **DO NOT USE BLEACH.** Wipe dry and hang in the sun to dry thoroughly. The sun is a natural disinfectant and an effective tips source for drying.

